



GOELST
curtain rail systems

Skylight systems

a high level of comfort





Optimal comfort

Nothing beats natural light. A skylight, conservatory or rooflight takes full advantage of that fact. Nevertheless, in some situations it may be desirable to control the level of light.

The smooth motorized systems by Goelst bring out the best in a skylight, enabling regulation of sunlight and interior temperature. Moreover, fabrics not only bring warmth to the atmosphere of a space, but also improve the acoustics.

Goelst skylight systems

Most skylight windows are of significant size, shape and construction and are positioned in places that are difficult to reach. Therefore, Goelst systems are electrically operated.

They can be controlled comfortably with a switch, remote control or via a home automation system.

Integrated CAN-bus technology enables connection of separate systems to form a network that will operate individually or in groups from a specified control point. Programmable intermediate stop positions as well as an integrated soft launch and docking feature create additional comfort. For certain applications, torque and speed can be altered in the software.*

Goelst manufactures bespoke systems capable of accommodating curves and large free-hanging spans without the need of intermediate support, retaining the open character of a skylight. Thanks to the low system drag and very strong motors, our systems can support even the heaviest of fabrics.

Delivered ready for installation, Goelst systems are easily connected thanks to the 24 volt system. A skylight systems is supplied in a standard white RAL finish, other colours are available on request.

* excluding 6600

Curtain rails are our expertise

Goelst is a Dutch manufacturer of aluminium curtain rail systems. With over thirty years of experience, we offer a comprehensive range of high-quality, versatile curtain rail systems, suitable for all curtain types.

Only the finest synthetics are used by our in-house injection moulding department for the manufacture of components. Goelst systems are known for their unparalleled gliding properties.

Bespoke products are our forte. As well as general customisation, we offer unique, customer-specific solutions. Our own R&D department and production facilities allow us to provide ongoing development and innovation. In short, Goelst provides the experience, facilities and ability to complete any rail-related challenge.



motor units for 6600 & 6500/6700 systems




6500 system

Types


- **6500:** powerful, electric systems for skylights, sloping roof windows (min. 15%) and conservatories. Curved shapes are possible. System 6500 is equipped with CAN-bus technology and can be connected to most home automation systems.
- **6600:** this system has been designed specifically for smaller openings or lighter fabrics and can only be installed horizontally.
- **6700:** a powerful, electric system for large, horizontal skylights, conservatories and wintergardens. Suited to surface areas up to 100 square metres; special profiles enable this system to span distances of up to 4 metres without intermediate support.

Special profiles




model 6200

versatile and robust profile
567 gr/m | 22 x 31 mm



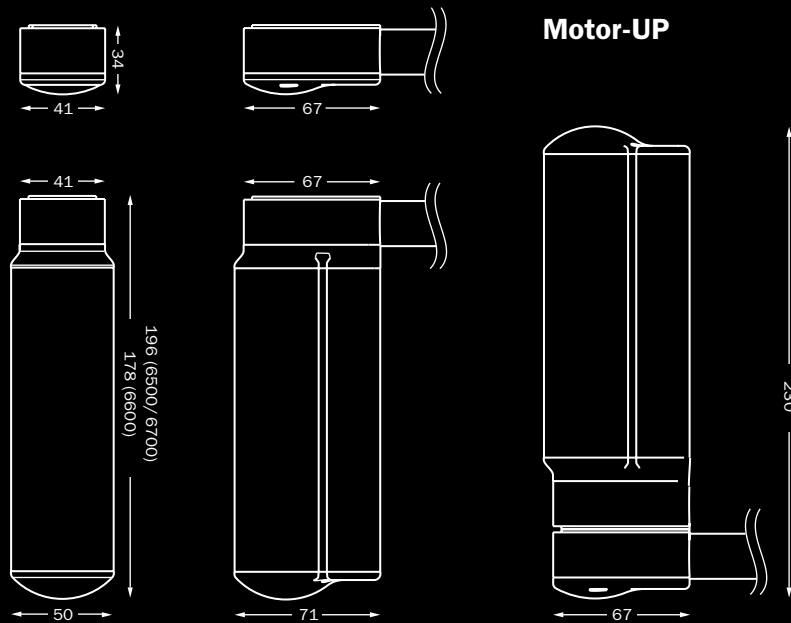
model 6500-UP



model 6701

6500/ 6600/ 6700

dimensions in mm



Profile quality

Material

- Aluminium EN AW-6060-T66.
- Anodised in accordance with the Qualanod standard.
- Powder coated in accordance with the Qualicoat standard.

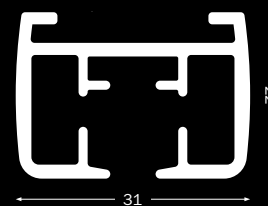
Bending

Only 6500 & 6500T


Radius 20 cm, 30 cm
40 cm, 50 cm
greater than 1 m

Profiles

6200
567 gr/m



Load table

installation	6500	6500-T	6600	6700
horizontal 	30 kg	45 kg	22.5 kg	100 kg
> 15° 	13.5 kg	20 kg	10 kg	-
45° 	5 kg	8 kg	5 kg	-
90° 	3.5 kg	6 kg	-	-

Specifications

Standard functions	6500	6500-T	6600	6700
Soft launching speed	•	•	•	•
Soft docking speed	•	•	•	•
Intermediate positions (adjustable)	5 (IR, RS232)			5 (IR, RS232)
Mechanical end positions (adjustable)			•	
Electric end positions (adjustable)	•	•	•	•
Timer (IR)	•	•	•	•
Green mode (low energy use)	on request		•	•
Program functions				
With IR remote control	•	•	•	•
With RF remote control	•	•	•	•
With external 2 NO dry contacts	•	•	•	•
With buttons on underside of the motor unit	•	•	•	•
LED indicators	•	•	•	•
Reverse open and close direction	•	•	•	•
Adjustable speed (customer software)	•	•	•	•
Adjustable power (customer software)	•	•	•	•
Control options				
Infrared (IR)	•	•	•	•
Radio Frequency (RF)	•	•	•	•
2 NO potential dry contacts (standard)	•	•	•	•
Dry contacts individual, group and master control	•	•	•	•
Alarm control (high speed)	•	•	•	•
RS232 (standard)	•	•	•	•
CAN-bus (standard)	•	•	•	•
Dawn / dusk sensor	•	•	•	•
Timer control (external)	•	•	•	•
Hotel Motion Sensor	•	•	•	•
Showroom auto timer	•	•	•	•
Installation				
Motor-UP	•	•	•	•
Ceiling fixing	3 options fixing			3 options
Wall fixing	3 options			1 option
Suspended fixing	3 options			1 option
Recessed fixing	1 option			1 option
Technical				
Max. curtain weight	30 kg	45 kg	22 kg	100 kg
Max. system length	12 m (>6 m: split stack)			12 m or on request
Max. system width	2 m			4 m or on request
Bending radius	20, 30, 40, 50 of >100 cm		-	-
Colours	white			white
Voltage	24 VDC			24 VDC
Power	43 W	2 x 43 W	20 W	2 x 43 W
Speed	15 cm/s*		13 cm/s**	15 cm/s
Noise level	<40 dB(A)		<50 dB(A)	< 40 dB(A)
Assembly types				
Single stack	•	•	•	•
Split stack	•	•	•	•
Extra stacks	•	•	•	•
Asymmetric stack	•	•	•	•

* electronic / ** average speed

Standard colour



9010

other RAL colours & special coatings on request

Components

Curtain fixing

7453
end cap (7400)

7400-ZV
velcro profile to attach curtain cloth (6500, 6600 & 6700)

2254
plastic wall clip (7400)

7450
bracket (7400)

7451
block bracket (7400)

6500-UP
U-profile including velcro (6500 & 6600)

6500-LP
L-profile with cloth attachment for motor cover-up (6500, 6600 & 6700)

4153
end cap (4100)

4100
aluminium profile (6700)

7492-08
aluminium tube (6700)

6753
end caps for carrier profile 6701 (6700)

6701
pilot carrier profile (6700)

Installation

6050
ceiling fixing clamp incl. washer (6700)

6051
wall bracket (6500, 6600 & 6700)

6055-1000
ceiling fixing plate (6500, 6600 & 6700)

6055-2000
profile insert for recessed fixing (6500, 6600 & 6700)

6555-LS
L-bracket (6500 & 6600)

6555-TS
T-bracket (6500 & 6600)

Curtain transport

6529
telescopic glider (6500 & 6600)

7492-12
aluminium tube

7492-N5
aluminium tube

7499-PH-4
plexiglass insert (6500 & 6600)

6710
glider (6700)

Accessories

6052
connection bridge (6500, 6600 & 6700)

7432
chain (6700)

Bring out the best in your skylight,
conservatory or roof window with a skylight system by Goelst.



Goelst NL B.V.

P.O. Box 480 | 6710 BL Ede | The Netherlands | T +31 (0)318 648 100
F +31 (0)318 648 109 | info@goelst.com | www.goelst.com