



GOELST
curtain rail systems

Electric curtain rails

luxury, comfort & elegance



The benefits of electric rail

Electrical operation of curtains offers advantages in all situations. Curtains that are hard to reach, for example due to placement of furniture or high level windows, can be controlled without effort. Moreover, electric curtain rails are an essential and practical solution for people that are less mobile. Hygienic considerations may play a role in healthcare applications: patients and staff would no longer need to touch the curtains when opening and closing. And lastly, electric curtain rails can continue operating during absence, simulating occupancy. A comforting addition to your security measures. In short, advantages abound. But of course, above all, electric curtains offer a feeling of luxury, comfort and elegance.

The best choice for luxury and optimal comfort? Electric curtain rails by Goelst.



image: curtain rail, type 6300

Curtain rails are our expertise

Goelst is a Dutch manufacturer of aluminium curtain rail systems. With over thirty years of experience, we offer a comprehensive range of high-quality, versatile curtain rail systems, suitable for all curtain types. Only the finest synthetics are used by our in-house injection moulding department for the manufacture of components. Goelst systems are known for their unparalleled gliding properties.

Bespoke products are our forte. As well as general customisation, we offer unique, customer-specific solutions. Our own R&D department and production facilities allow us to provide ongoing development and innovation. In short, Goelst provides the experience, facilities and ability to complete any rail-related challenge.

Electric curtain rails by Goelst

Electric curtain rails by Goelst can be operated using a wall switch or remote control (infrared or radio frequency based). Other options include control via smartphone, tablet, or integration with virtually any home automation- and building management system.

The integrated CAN-bus system enables the interconnection of multiple Goelst electric curtain track systems. This network can then be operated via data cable or remote control. An optional releasable master carrier (PRS) offers manual override operation.

Goelst systems are tailor-made, can be bent or curved to virtually every shape or form and can be installed without the need for an electrician. One can choose between several installation methods. Recessed installation of both the motor unit and the rail is one of the options. The standard rail colours are white, grey and black. Specific colours or finishes can be provided on request.

Not surprisingly, Goelst electric curtain rails can be found worldwide, installed in hotels, yachts and cruise ships, hospitals, nursing homes, private homes, offices etc.

Luxury, comfort & elegance

Types

Goelst curtain tracks 6200 and 6300 are electrically operated 24 Volt systems.

- **6200:** powerful, silent system with many upscale features, suitable for curtain weights up to 60 kg (or up to 100 kg by connecting two motors to each rail). This system can operate almost any curtain, regardless of fabric weight, width, drop or design. Features include soft launching and docking speeds and programmable intermediate positions. Equipped with a CAN-bus system.
- **6300:** strong, silent motor, for curtain weights up to 40 kg. Suitable for most standard curtain styles. Soft launching speed. Equipped with a CAN-bus system.




image: motors type 6300 & 6200



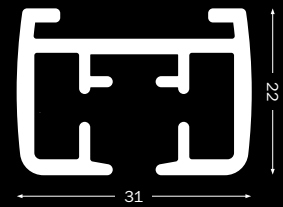
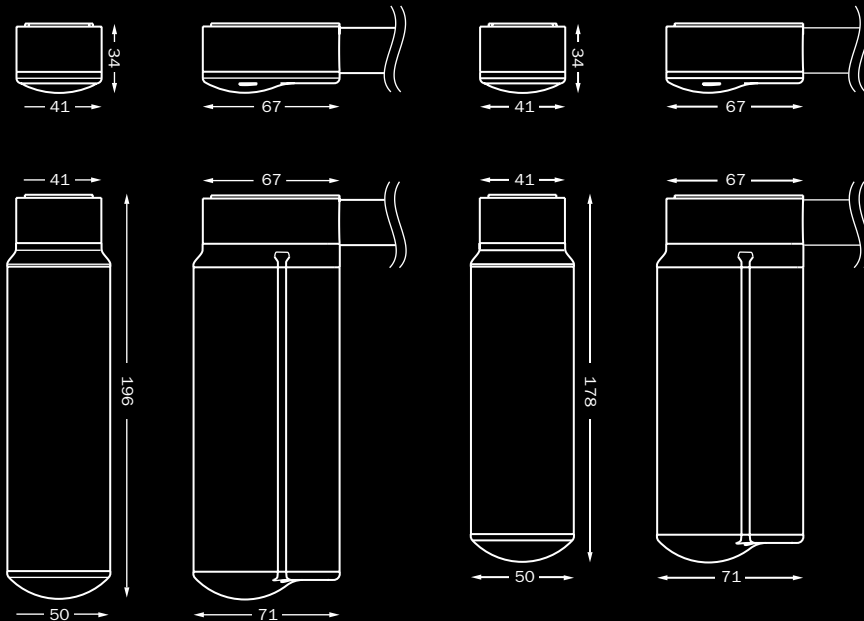
GOELST
curtain rail systems

6200

6300

dimensions in mm

cross-section profile



Bending


Radius 20 cm, 30 cm
40 cm, 50 cm
larger than 100 cm

Standard colours


other RAL colours & special coatings on request



9010



9006



9005

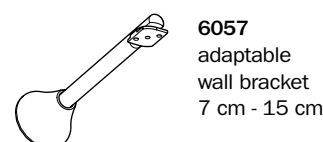
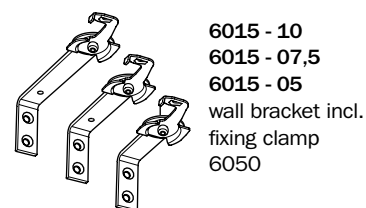
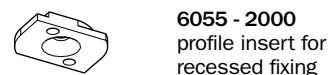
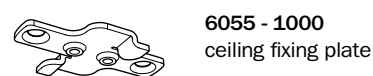
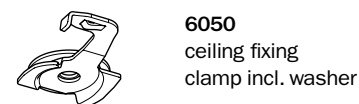
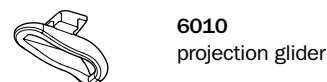
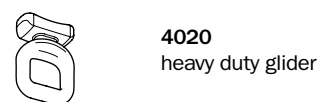

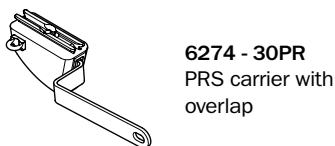
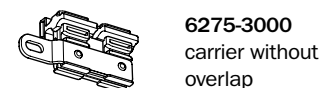
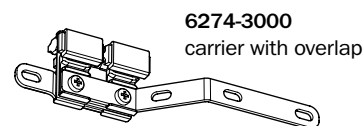
Load table

Curvature	Glider	6300	6200	6200 - Tandem	6200 - Tandem
		< 10 m / 33 ft	< 12 m / 39 ft	< 12 m / 39 ft	< 12 to 18 m / 39 to 59 ft
Straight	4010, 4020, 4030	max. 40 kg / 88 lbs	max. 60 kg / 132 lbs max. 40 kg / 88 lbs	max. 100 kg / 220 lbs max. 60 kg / 132 lbs	max. 80 kg / 176 lbs
	6010				-
1 curve or multiple curves ≤ 90° in total	4010, 4020, 4030	max. 30 kg / 66 lbs	max. 50 kg / 110 lbs max. 30 kg / 66 lbs	max. 90 kg / 198 lbs max. 50 kg / 110 lbs	max. 70 kg / 154 lbs
	6010				-
2 curves 90° - 180° in total or large curve/oval	4010, 4020, 4030	max. 20 kg / 44 lbs	max. 40 kg / 88 lbs max. 20 kg / 44 lbs	max. 80 kg / 176 lbs max. 40 kg / 88 lbs	max. 60 kg / 132 lbs
	6010				-

Specifications

Standard functions	6200 / 6200-T (tandem)	6300
Soft launching speed	•	•
Soft docking speed	•	
Intermediate positions (adjustable)	5 (IR, RS232)	
Mechanical end position (adjustable)		•
Electric end position (adjustable)	•	
Timer (IR)	•	•
Green mode (low energy mode)	on request	•
Programmable functions		
Programming with IR remote control	•	•
Programming with RF remote control	•	•
Programming with external 2 NO dry contacts	•	•
Programming with buttons at underside of the motor unit	•	•
LED indicators	•	•
Reversible open and close directions	•	•
Adjustable speed (customer software)	•	
Adjustable power (customer software)	•	
Control options		
Infrared (IR)	•	•
Radio frequency (RF)	•	•
Smartphone / tablet	•	•
2 NO potential dry contacts (standard)	•	•
Dry contacts individual, group and master control	•	•
Alarm control (high speed)	•	
RS232 (standard)	•	•
CAN-bus (standard)	•	•
Dawn and dusk sensor	•	•
Timer control (external)	•	•
Hotel Motion Sensor	•	•
Showroom auto timer	•	•
Manual operation (PRS)	•	•
Installation		
Motor-up	•	•
Ceiling fixing	2 options	2 options
Wall fixing	3 options	3 options
Suspended fixing	2 options	2 options
Recessed fixing	1 options	1 options
Technical		
Max. curtain weight	60 kg / 100 kg	40 kg
Max. system length	18 m	10 m
Bending radius	20, 30, 40, 50, >100 cm	20, 30, 40, 50, >100 cm
Shape types	special curves optional	max. 2 90° curves
Colours	white, natural metallic, black	white, natural metallic, black
Voltage	24 VDC	24 VDC
Power	43 W	20 W
Speed	15 cm/s (electrically operated)	13 cm/s (average speed)
Noise level	< 40 dB(A)	< 50 dB(A)
Assembly types		
Single stack	•	•
Split stack	•	•
Additional stacking positions	•	•
Asymmetrical stack	•	•
Curtain types		
Standard curtain (with and without overlap)	•	•
Curtain with heading (with and without overlap)	•	•
Swing (with and without overlap)	•	•

Components



The best choice for luxury and optimal comfort?
Electric curtain rails by Goelst.



Goelst NL B.V.

P.O. Box 480 | 6710 BL Ede | The Netherlands | T +31 (0)318 648 100
F +31 (0)318 648 109 | info@goelst.com | www.goelst.com